

# Region 121 Coach Manual 2010-2011

**Simi Valley - REGION 10/E/121**  
**Regional Website: [www.aysoregion121.org](http://www.aysoregion121.org)**  
**Area 10E Website: [www.area10e.org](http://www.area10e.org)**  
**National Website: [www.ayso.org](http://www.ayso.org)**

## Important Dates

July	Coaches meeting	Boys and Girls Club
August	Fall Season Practices Begin	Approved Practice Fields
August	Coaches notify parents of team information	
August	Team Parent meeting	Boys and Girls Club
September	U16 / U19 Games start	Area Fields
September	Games start for U6-U10-U12-U14	Rancho Santa Susana
September	No U8 games at	Berylwood Elementary
September	Picture Day/All Day	Rancho Santa Susana
September	Games start for U8	Berylwood Elementary
October	All Star Coach Applications Due	
October	Tournament Coach Selection	
October	Spring Sign up Starts	Playing Fields
October	Coach sign ups for spring soccer	Playing Fields
November	All Star Coach Selections	
November	Tournament Coach Player Selection	
November	Coach Ratings Due	Playing Fields
December	Area 10E U10 League Playoffs	Area 10E Fields
December	Area 10E U12/U14 League Playoffs	Area 10E Fields
January	Simi New Year's Tournament	Rancho Santa Susana

Please check page 24 for referee and coach training clinics.

Check our website at [www.aysoregion121.org](http://www.aysoregion121.org) for any communication or updates  
Check Website Calendar for all-important information by clicking on the event of the day

## INDEX

Important Dates	page 1
Welcome Coaches / AYSO Team	page 4
Getting Started / AYSO Mission Statement / Volunteering	page 5
Practice Schedule and Practice Fields / Dress Code and Protective Equipment	page 6
Medical Authorization Release Form In Case of Injury	page 7
Coach, Player and Parent Pledge Agreement / Sportsmanship / Referees	page 7
Player Substitution	page 7
Sideline Information During Game for Coaches, Parents and Spectators	page 8
Ejection or Removal of a Parent or Spectator / Field Set Up and Take Down	page 8
Injuries, Physical Violence or Property Damage – AYSO Incident Report Form	page 9
Insurance Coverage / Injury Participation Release Form	page 9
Bleeding and Blood on Uniforms / Adult to child supervision	page 9
Unsupervised Player After Practice / Goal Safety	page 9
Communication and the Web – <a href="http://www.aysoregion121.org">www.aysoregion121.org</a>	page 10
Dropping a Player After You Receive Your Team	page 10
Field Newsletter / Trash	page 10
Prior to the Game / At the end of the game / Standings	page 11
Point System and Deductions / Awards	page 12
Player Reduction of Play Time from $\frac{3}{4}$ to $\frac{1}{2}$ Game Participation	page 12
Team Parent / Ask the Parents	page 12
Picture Day / Authorized Practice and Participation on Practice Fields	page 13
Player Ejection / Jewelry / Casts, Splints, and Leg Braces	page 13
First Aid Station and First Aid Box	page 13
Pets / Tobacco and Alcohol / Noisemakers	page 14
Rain, Inclement Weather, Smoke or Unplayable - Unhealthy Conditions	page 14
Storm Conditions / Player Parent Notification	page 14
Practice Fields Information and Permits (must have permits)	page 15
Practice Fields Information and Permits cont. (must have permits)	page 16
Practice Location Form (must be turned in to division directors)	page 17
AYSO Region 121 Volunteer Descriptions	page 18
Sign Up Volunteer Form	page 19
U14 Game Rules / U12 Game Rules	page 20
U10 Game Rules	page 21
U8 Game Rules	page 22

## INDEX Cont.

U6 Game Rules	page 23
Training Clinics	page 24
Berylwood Field Map	page 25
Foundation Field Map	page 26
Player Evaluations and Ratings	page 27
Picture Day Information	page 28
¾ Game Play Reduction to ½ Game Play	page 29
Sponsorship and Fundraising Explanation	page 30
Perspective Sponsorship Letter	page 31
Sponsorship Application	page 32
Kids Zone Parent/Legal Guardian Agreement (must be signed by parent)	page 33
All-Star Team Explanation	page 34
All-Star Player Nomination	page 35
All-Star Tournament Coach Application	page 36
Care and Treatment of Injuries or Conditions	page 37
Pre-Season Checklist	page 38
Pre-Game Checklist	page 39
Post-Game Checklist / Post-Season Checklist	page 40
Regional Board Contacts	page 41
Regional Board Contacts – cont.	page 42
Regional Board Contacts – cont.	page 43
Notes:	page 44

## **WELCOME COACHES!**

Thank you so much for volunteering your time to coach! We hope you find this a rewarding experience that will provide a lifetime of memories for you and your family. This coach packet contains the information you need to help you throughout the season. Additional information may be found on our website at [aysoregion121.org](http://aysoregion121.org) or by contacting your Division Director.

If you have any questions do not hesitate to contact your Division Director for assistance.

All coaches and assistant coaches must be eAYSO registered, certified in the division they are coaching and Safe Haven approved. Contact your division director for information in completing these requirements.

Our goal is to provide a recreational environment that is fun, healthy and competitive for all who wish to play. We believe this is the right of every player enrolled in our program. In addition, we wish to protect these players from those who choose to violate their rights, via mean spirited play, unsporting behavior and/or undue or malicious outside interference.


The six philosophies of the American Youth Soccer Organization are:

Everyone Plays - Balanced Teams - Open Registration - Positive Coaching  
Good Sportsmanship - Player Development

Your AYSO Region121 Coaching Team

### **AYSO Team**

**Coaches, Parents, and Referees. We are all here to support the kids, not only in what we do for them directly, but in modeling sporting behavior as well.**



## AYSO Vision Statement

To provide world-class youth soccer programs that enriches children's lives

## AYSO Mission Statement

The AYSO Mission Statement is to develop and deliver quality youth soccer programs, which promote a fun, family environment based on our philosophies:

**Everyone Plays** – Our Region’s goal is for kids to play soccer – so we mandate that every player on every team must play at least three quarters of every game.

**Balanced Teams** – Each year we form new teams as evenly balanced as possible – because it is fair and more fun when teams of equal ability play.

**Open Registration** – Our program is open to all children between 4 and 18 years of age who want to register and play soccer. Interest and enthusiasm are the only criteria for playing.

**Positive Coaching** – Encouragement of player effort provides for greater enjoyment by the players and ultimately leads to better-skilled and better-motivated players.

**Good Sportsmanship** – We strive to create a safe, fair, fun and positive environment based on mutual respect, rather than a win-at-all-costs attitude, and our program is designed to instill good sportsmanship in every facet of AYSO.

**Player Development** - The improvement of player skills by means of advanced education, training and certification of the volunteer staff of coaches, referees, and regional board members.

## GETTING STARTED

### **Who to contact if you have questions**

Contact your Division Director first. Depending on the situation, they will handle the communication to resolve any questions or situations. You can also check the website for information.

### **What to do next**

1. *Call your players and parents and introduce yourself.*
2. *Schedule a parents meeting.*
3. *Pick a team parent to help you during the season.*
4. *Make (2) copies signed (wet signatures) of your white emergency medical registration forms. (\*important)*
5. *Have your players help you in choosing the team name – see coach help sheet.*
6. *Choose and sign up volunteers.*

## **Practice Schedule and Practice Fields**

As coach, you are given several school sites and one park site to choose where to hold your practice. Practice is usually twice a week for 1 to 1.5 hours for U8 Division and above. Practices can start August 1 and no sooner do to insurance liability restrictions.

Practice fields and the one park are allocated by the Recreation and Park District in cooperation with the Simi Valley School District. You do not have a right to practice anywhere - it is a privilege extended by the Recreation and Park District and can be revoked at any time.

You must request the use of the fields from the Coach Administrator and receive a permit, which you must have with you at all times while practicing. The principals of the schools have the full right to refuse you access on grounds of leaving trash on the fields, disrespecting school employees and for jumping over locked gates and fences. Once your permit is revoked you cannot go back to that practice field.

**\*\*\*\*\*AYSO Coaches must practice their AYSO teams on AYSO authorized site permitted practice fields only. If you participate as a coach in another soccer organization you cannot practice an AYSO team on that organizations practice fields \*\*\*\*\***

**THERE IS NO PRACTICE DURING THE WEEK FOR THE U6 DIVISION. PRACTICE IS HELD ½ HOUR BEFORE YOUR GAME ON SATURDAY. AS A COACH IF YOU CONDUCT PRACTICE DURING THE WEEK YOU WILL BE SUSPENDED AND IF ANY PARENTS THREATEN OR TRY TO HOLD PRACTICES WITH THE TEAM THEIR CHILD WILL BE REMOVED FROM THE TEAM AND A REFUND WILL BE ISSUED.**

Please learn to share with other AYSO soccer teams. Fields are at a minimum.

If you encounter a problem with an outside athletic team do not argue or create a conflict. Contact your division director and they will inform the commissioner.

Make sure to carry your field permit with you during practices. Someone from the school may ask you for it. If you do not have it with you, you will be asked to leave.

Advise your parents to park legally and do not block the driveways of the surrounding residential homes. That means don't put any part of your vehicle in the driveway area.

Please see practice field sheet on page 15 & 16 and field form on page 17.

## **Dress Code and Protective Equipment**

Region 121 provides uniforms (jersey, shorts and socks). All team members will be uniformed in the same color and style of jersey, shorts and socks, except that a goalkeeper may have a different uniform when in the goal. **Do not modify uniforms in any manner. No personal names or team names on jerseys or shorts.**

This is not a fashion statement of colors and styles. The only exception is the color of shoes. There is no restriction on the color.

Any player not in proper uniform will not be allowed to play until the problem is corrected.

Parents provide proper running/soccer shoes, shin guards, a ball, water and sunscreen.

Practice: Wear comfortable clothing (no uniforms) and **SHIN GUARDS**; bring a ball, water and sunscreen.

Games: AYSO uniforms, **SHIN GUARDS** next to the skin, socks on top of the shin guards, and shoes.

## **General Information for Coaches**

### **Player Parent Notification**

Coaches please call the parents of your players the first week you receive your player roster. August 1 is the official date you can practice with your team. Parents become aware of coaches practicing and when the coach of their child does not notify them they become worried their child was not assigned a team. The notification will help ease their fears and keep the phone calls from coming into the region. Thank you very much for completing this task.

### **Medical Authorization Release Forms In Case of Injury**

The white registration copy is given to the coaches, which contains the parent/guardian signature for permission to treat a player that is injured. The coach must have the signed copies with them at all times during practice and games. Make two extra copies and have parents sign the copies and then distribute a set to the assistant coach and team parent. If you forget your copies, practice and games will be suspended unless the parent is present.

### **Insurance Coverage**

AYSO supplies a Secondary Soccer Accident Insurance Policy on all registered players and volunteers. For information on the policy please visit the national website <http://www.ayso.org/resources/insurance.aspx> for detailed information and downloadable forms and instructions to assist you in attaining coverage. For questions contact the Regional Safety Director.

### **Injury Participation Release Form**

Returning player from an AYSO injury or injury from other sport participation where medical assistance was needed (doctor or hospital) there is a Mandatory Requirement to fill out a Participation Release Form before the player is allowed to return to play. This form needs only to be filled out by a parent or legal guardian. There is no need for a doctor release. A coach is not authorized to release a player unless the coach is the parent of the player. If a player is absent from playing do to major illness such as hepatitis, pneumonia, etc. you must fill out the same form to return to play. You can download a copy of the form at:

[http://www.ayso.org/Libraries/Resources/participation\\_release\\_form.pdf](http://www.ayso.org/Libraries/Resources/participation_release_form.pdf)

When you complete the form please deliver it to the Regional Safety Director

### **Injuries, Physical Violence or Property Damage – AYSO Incident Report Form**

The Incident Report Form is used whenever there is a personal injury requiring the assistance of a medical doctor or hospital, damaged property, or threats of or actual physical violence surrounding an AYSO game, event or practice. The form should be prepared by the coach and submitted to the Regional Safety Director within 72 hours. The form can be downloaded at: [http://www.ayso.org/resources/insurance/insurance\\_forms.aspx](http://www.ayso.org/resources/insurance/insurance_forms.aspx)

### **Bleeding and Blood on Uniforms**

Any player or official who is bleeding must leave the field immediately. No person can return until all the blood has been removed, disinfected and the bleeding stopped. Blood on uniforms must be disinfected with a neutralized disinfecting solution, (such as Hydrogen Peroxide), or the article of clothing must be removed from the person.

## **Casts, Splints, Leg Braces and Protective Headgear**

Casts and splints of any type are not allowed. If the injury needs to have protection of a hard cast, soft cast or splint the player cannot play even with a doctors release form. No exceptions. Knee braces are not prohibited provided the brace is adequately covered and padded. Protective headgear is approved provided there are no metal parts in the gear.

## **Coach Pledge Agreement**

As a volunteer and filling out your registration form you accepted and agreed to abide by the AYSO Bylaws, rules, regulations, policies and philosophies, and all decisions and directions of the Regional Board of Directors, area and section staff, and the National Board of Directors, and understood that you may be removed as a AYSO volunteer at any time with or without cause. (Printed on the back of your registration form)

Parents must sign a parent pledge located on page 33. As a coach of the team it is your responsibility to make copies of the pledge, have the parents sign the pledge and keep the pledge with your medical copies at all times. If you do not have the signed pledge the responsibility of the parents actions will fall on you and discipline will be directed at you. If you have the pledge signed it will relieve you of the parent responsibility and the referee, field monitor and/or designated board officials will handle the parent. If the parent refuses to sign the agreement just write refused where the parent signature would be.

## **Sportsmanship**

Players must not taunt, tease or use profanity to other players.

When a player is injured, all players should stop playing but continue to move to prevent their muscles from tightening up.

At the end of the game all players high five and thank the referees.

Don't brag about winning, be proud and be supportive of the opposing team members.

Always continue to support your team when you have a loss.

## **Referees**

Always support the referee staff.

Protests of Referee calls and results of games thereon will not be entertained. Decisions of the Referee on the field are final and will not be overturned.

Your action toward the referees is an example to your players and parents.

Youth referee volunteers are protected under a zero tolerance policy and anyone at the game will be ejected for any type of negative verbal comments. Advise your parents and spectators of this policy.

## **Player Substitution**

During substitution coaches must have their players ready to enter the field at the halfway line and know which players are coming off. Due to game schedules and the fact that time will not be stopped for substitutions, unorganized sideline habits will be subject to caution.

### **Sideline Information During Game for Coaches, Parents and Spectators**

A maximum of one coach and one assistant coach is allowed per team.

Coaches are responsible to instruct players, parents and spectators of the rules, regulations and philosophies of the American Youth Soccer Organization.

**NO PARENT OR SPECTATOR IS ALLOWED TO COACH THEIR CHILD OR OTHER PLAYERS AND SHALL BE EJECTED AT THE DISCRETION OF THE REFEREE STAFF AND/OR THE REGIONAL BOARD STAFF.**

The coaching area shall extend ten (10) yards on either side of the centerline.

All coaches, parents, and spectators must stay on their own team's side of the field.

Parents and spectators must be at least 4 feet from the touchline and no closer than 18 yards to the goal line or corner.

No one is allowed behind the goal area from corner flag to corner flag for any reason including photography. Photographers that are sanctioned by the Region 121 Commissioner are exempt.

Coaches, parents and spectators shall not enter the field of play unless and until requested by the Referee, even for a player who is "down" and apparently injured.

### **Ejection or Removal of a Parent or Spectator**

For disputes arising out of game conduct when a parent or spectator is ejected from the field during a game by the referee, field monitor or a designated board member it should first be addressed and resolved by the Regional Referee Administrator and/or then by the Regional Commissioner.

The coach shall be responsible for attaining the information of the person ejected or removed and submit the information to the Regional Referee Administrator and/or the Regional Commissioner so a report can be generated on the situation.

The Regional Commissioner will present the written report along with the recommendation to the person ejected or removed from the field at which time that person will be given a reasonable opportunity to explain why such action should not be taken.

These procedures apply in the same manner when a coach or assistant coach is ejected or removed from the game.

### **Field Set Up and Take Down**

This is a very important subject. Please inform your parents over and over.

The first match of the day, at all fields, require the parents to set up half the field for each team. This includes the goal and net, 2 corner flags and marking the fields (includes lines, circles, arcs and penalty marks). The parents must make sure they secure the goals properly with two stakes on the front and rear portion of the bottom legs and three stakes evenly placed on the back of the nets that touch the ground.

The second most important item is at the last match of the day; the parents must take the goal and net down. **DO NOT TAKE THE NET OFF THE CENTER TOP PORTION OF THE GOAL.** Slide the net to the center portion before taking any of the goal apart. Place the goal parts, net (still on the center top portion), all stakes, hammer and the forgettable corner flags (2) in the goal bag.

### **Unsupervised Player After Practice**

No child shall be left unsupervised after a game or practice.

Parents who are unreasonably late or consistently tardy may be reported to the Regional Child and Volunteer Protection Advocate for action. Walking home is discouraged and neither AYSO nor the coach can be responsible for the child's safety.

Coaches are prohibited from driving a player home or to the coach's residence.

### **Goal Safety**

It is recommended with the use of movable goals that anchors be checked before each game by coaches, referees and/or parents to make sure they are properly secured. Do not let children play on or around these goals as they might loosen the anchors, which could cause them to fall over.

**Communication and the Web – [www.aysoregion121.org](http://www.aysoregion121.org)**

The region website is new and contains all the information you would need to know. To communicate with division directors and/or board members please use the email addresses listed on the website. In the same manner please be respectful and find out how your division director would like to be contacted and use the recommended tool. Remember our webmaster is a non-paid volunteer and will make every attempt possible to keep the website updated.

### **Dropping a Player After You Receive Your Team**

Please note that a player is considered to be a "drop" only after a parent has confirmed with their respective coach and submitted the request in writing along with their phone number to the Registrar (by email [msmargrat@yahoo.com](mailto:msmargrat@yahoo.com) or phone 368-5474) that they wish to withdraw their child from the AYSO Fall season.

**When the coach/parent confirms the withdrawal, the player's coach must immediately complete the following:**

1. Take the player's white registration form and write the word **DROP** diagonally along the form. Contact the Registrar to make arrangements to get a replacement, if available, and to drop off the white registration form.
2. Once the Registrar receives the white registration form the refund process will start and a check will be sent to the player's parent(s) within 4-6 weeks at the address listed on the registration form. Full refunds are issued until the start of the season, September 12, 2009, after that, the Regional Commissioner must approve partial refunds.
3. Replacement players will come from our waiting list and when the waiting list has no players left, there will be no replacements. We know when a coach loses a player a replacement is needed as soon as possible. We will make every attempt to assign a replacement as quickly as we can, however, we cannot take shortcuts to bypass the procedure as it may adversely affect our ability to account properly to AYSO National.

4. The Registrar will review the waiting list to find a replacement player with a similar rating to the dropped player. When a replacement player is identified, the registrar will notify the coach and will make arrangements to get the white registration form to him/her.

If you have any questions, please contact Registrar: Mary Morrissey at [msmargrat@yahoo.com](mailto:msmargrat@yahoo.com) / phone 368-5474 or Regional Commissioner: Russell Platamone at [121rc@sbcglobal.net](mailto:121rc@sbcglobal.net) / phone 791-6333.

### **Field Newsletter**

We are continuing to publish our weekly newsletter the SAYSO. This letter contains up to date info, player development articles and team standings. Please have your team parent or team representative pick them up at the information tent and hand them out to all parents.

### **Trash**

Trash pick-up is the responsibility of the coaches, players, parents and spectators. Please pickup all the trash and put it in the trash receptacles. If the trashcans are full please find another one and don't try to build a mountain to the sky.

### **Prior to the Game**

At least 10 minutes prior to each game, the Coach of each team must make available to the referee(s) for that game a completed "Game Card," showing the names (Last, First) of the team's complete set of AYSO-registered players in numerical order of jersey/shirt number. The top and bottom portions of the front of the Game Card must also be filled out to show correct team and coach identification, division, date, kickoff time, field and other required information.

Any player(s) known to be absent for that game shall have the area to the right side of the name lined through and the word ABSENT or INJURED written as appropriate.

The captain(s) of the team shall be marked by a "C" to the left of the shirt number.

Player(s) not starting the game on the field (i.e. potential substitutes) shall be indicated by an "X" (or "O") in the first of the four columns used to indicate playing time.

The player starting the game as goalkeeper on the field shall be indicated by a "G" (or "GK") in the first of the four columns used to indicate playing time.

The Center Referee (CR) is responsible for the Game Cards once received from the Coach.

The CR shall verify the information provided for completeness and accuracy, and shall require the Coach to make any necessary completions or corrections. When the CR is satisfied with a Game Card, he or she may delegate responsibility for a game card to the appropriate Assistance Referee (AR) for the duration of the game.

### **At the end of the game**

The CR will ensure that each AR's name (first initial, last name) is legibly written on the reverse of the game card, with a signature, and shall add his/her similar information and signature.

The CR will ensure all information on the card is complete and accurate, and consistent with the other game card and AYSO requirements.

The CR will confer with both ARs and assign Sportsmanship ratings for each of the three categories (Players, Coaches and Spectators). These comments will be reviewed and may reflect the standings of Regional Playoffs.

Any spectator who is removed from a game is suspended from at least the next game. It is the coaches' responsibility to inform that spectator of the suspension.

### **Standings**

Divisions U6 and U8 are non-competitive divisions and no standings are kept.

All other divisions U10, U12, U14, U16 and U19, standings are kept.

U10, U12 and U14 standings are compiled by our region.

U16 and U19 are compiled by Area.

### **Point System and Deductions**

The point system for standings in our region is as follows:

- Win = 3 points
- Tie = 1 points
- Loss = 0 points

Once published, except for any obvious clerical errors, standings may only be modified with the approval of the Regional Commissioner, the Regional Referee Administrator and/or the appropriate Division Director.

Teams will lose 1 point for each Yellow Card received and 2 points for each Red Card received.

### **Awards**

League Play

U6, U8, U10, U12 and U14-Every player will receive a participation trophy.

U10, U12 and U14-1st, 2nd, and 3rd place will be awarded competitive trophies in each division for league play and not a participation trophy.

The winners of the U10, U12 and U14 normally will advance to the Area Playoffs. Teams will be invited based on a committee decision. Please check the Area web-site [www.area10e.org](http://www.area10e.org) for dates. REMEMBER: it is a privilege to advance to the Area playoffs. The Regional Commissioner will be the final decision maker on what team proceeds to the Area Playoffs.

### **Important Forgotten Information**

#### **Player Reduction of Play Time from 3/4 to 1/2 Game Participation**

Under the National Rules and Regulations Article Seven, Sub Division 5b, a coach can reduce the playing time of a player from 3/4 of a game to 1/2 game under certain circumstances with the approval of the Regional Commissioner. The coach must fill out and submit the form on page 29 to the Regional Commissioner.

Under the American Youth Soccer Organization philosophy of Everyone Plays, it is in the best interest to make every attempt to fulfill this philosophy as much as possible.

### **Team Parent**

It is highly suggested you select one of your parents to fill this position. The team parent can take a lot of work off the coach in communicating with other parents on schedule changes, reminders and snacks for the players. This person also gathers the weekly newsletter to distribute to the parents to keep them up to date on different issues, picture day and helping to remind you to complete your player ratings and most importantly putting the end of the year party together for the players. **Team parents must be registered as volunteers. Don't forget to have your team parent attend the team parent meeting on Monday, August 24<sup>th</sup> at the Boys and Girls Club and bring the name of the team with them.**

### **Ask the Parents**

Ask parents about your players and any special needs or medical conditions such as Medications, Asthma, ADD, Fears, etc.

### **Picture Day**

**DON'T FORGET PICTURE DAY ON SUNDAY SEPTEMBER 13<sup>TH</sup>**. Picture day is for everyone. Put it on your calendar today. The U6, U10, U12, U14 Divisions start on September 12<sup>th</sup> and the U16 and U19 Divisions will already be underway. If you are in the U8 Division your season has not started yet so don't forget about picture day on the 13<sup>th</sup>. Team pictures are only available on this date. See page 28

If your team misses the 13<sup>th</sup> you can have individual photos taken on the make up day and if you want a team photo you will have to take the picture yourself, duplicate it and pass it out to the parents on your team.

### **Authorized Practice and Participation on Practice Fields**

A certified coach and/or a certified assistant coach are the **only persons** authorized to conduct practices during the week and at games on Saturdays. No **parent, legal guardian or spectator** is authorized to coach their child or any other child during practice or games.

Registered players are the only individuals allowed to participate during team practices. Certified coaches and/or certified assistant coaches are allowed to conduct, train and demonstrate soccer drills during practice.

No adult or unregistered AYSO player is allowed to participate with the players during a practice or scrimmage of any type.

### **Player Ejection**

When a player, under the age of 18, is ejected from a game, the player must leave the surrounding area with a parent or legal guardian. If there is no parent or legal guardian the player must stay close to the playing field with adult supervision.

### **Jewelry**

No jewelry of any kind is allowed on players during any match. This includes, but is not limited to, earrings, necklaces, bracelets, rings, friendship bracelets, sting, or other ornaments used in decoration or piercing.

Advise parents to pierce their child's ears before August or after November. Putting band-aids or any other type of tape over freshly pierced ears is not allowed. **NO EXCEPTIONS.**

Medical bracelets may be worn but must be covered with tape or a non-moving band.

No hair ornaments of any kind including pony tail bands with metal. A rubber band type item to place the hair in a ponytail is acceptable.

No hats or bandannas will be allowed.

### **Casts, Splints, and Leg Braces**

Casts and splints of any type are not allowed. If the injury needs to have protection of a hard cast, soft cast or splint the player cannot play even with a doctors release form and/or the parents or relatives are certified doctors. No exceptions. Knee braces are not prohibited provided the brace is adequately covered and padded.

### **First Aid Station and Emergency First Aid Box**

The first aid station is located at the field tent on each playing field. There is an extensive first aid box available for all injuries and a first aid book to help with information on care and treatment, insurance information, hospital location, incident report forms and medical release forms.

### **Pets**

#### **NO PETS OF ANY KIND OR SIZE.**

Matches may be suspended and/or abandoned if this condition is violated.

Service animals under the Americans with Disabilities Act and are individually trained to perform tasks for people with disabilities are exempt from this rule.

### **Tobacco and Alcohol**

In accordance with the American Youth Soccer Organization National Rules and Regulations the use of tobacco or alcohol, in any form, is prohibited on or around the soccer fields. If smoke is smelled by any individual near the soccer fields you are in the wrong area. Again, matches may be suspended and/or abandoned if these conditions are violated.

### **Noisemakers**

Artificial noisemakers such as cow bells, horns, air horns, and megaphones are not allowed.

### **Rain, Inclement Weather, Fire, Smoke or Unplayable/Unhealthy Conditions**

In the event of any of these mentioned items occurring before, during or after AYSO scheduled game events, the Recreation and Park District and/or the AYSO Region 121 Organization reserves the right to cancel any or all sanctioned games or event. In the case of cancelled games, Region 121 will make every attempt to re-schedule the games but there is no guarantee or refund for the lost games due to acts of nature.

If any of these events occur within the time period mentioned above, it is the responsibility of the coach, team parent and/or parents to call the AYSO hotline at 805.527.5811. A message will be placed on the recorder by 6am the day of the event/game.

### **Storm Conditions**

Storm conditions with lightning – stop play immediately, calmly leave the fields.

## **PRACTICE FIELD INFORMATION**

**The following are the approved practice fields. Any modification of a practice field/place must be approved by the commissioner.**

**PLEASE NOTE:** There may be specific dates that this field is unavailable. Refer to your permit for those dates and do not practice if it applies to your team!! There could be future dates of field restrictions, which you will be notified.

### **Arroyo Elementary School – Practice Only**

Principal Nancy Mason  
225 Ulysses Street  
306-4420

Allotted times: Monday thru Friday – 8/1/08 to 1/31/10 – 4pm to dusk

### **Berylwood Elementary School – Games Only – \*\*\* Restricted No Practice**

Principal Nidia Grijalva-Imbler  
2300 Heywood Street  
520-6705

Allotted times: Saturday only 9/19/09 to 11/21/09 - 8am to 4pm

### **Big Springs Elementary School – Practice Only - \*\*\* Restricted No Practice ( 8/1 thru 8/31 )**

Principal Beverley Radloff  
3401 Big Springs Ave.  
520-6710

Allotted times: Monday thru Friday – 9/1/09 to 1/31/10 – 4pm to dusk

### **Crestview Elementary School – Practice Only**

Principal Philip Ross  
900 Crosby Ave.  
520-6715

Allotted times: Monday thru Friday – 8/1/09 to 1/31/10 – 4pm to dusk

**Hollow Hills Elementary School – Practice Only**

Principal Aldo T. Calcagno  
828 Gibson Ave.  
520-6720

Allotted times: Monday thru Friday – 8/1/09 to 1/31/10 – 4pm to dusk

**Katherine Elementary School – Practice Only**

Principal Sean Platt  
5455 Katherine St.  
520-6780

Allotted times: Monday thru Friday – 8/1/09 to 1/31/10 – 4pm to dusk

**Knolls Elementary School – Practice Only - \*\*\*Restricted No Practice ( 9/9 & 9/10 )**

Principal Bonny Porter, Ed. D.  
6334 Katherine Rd.  
520-6735

Allotted times: Monday thru Friday – 8/1/09 to 1/31/10 – 4pm to dusk

**PRACTICE FIELD INFORMATION**

**MANDATORY REQUIREMENT TO FOLLOW ALL REQUESTS BY SCHOOL PERMIT AND PRINCIPLES ORDERS**

**Continued**

**The following are the approved practice fields. Any modification of a practice field/place must be approved by the commissioner.**

**PLEASE NOTE:** There may be specific dates that this field is unavailable. Refer to your permit for those dates and do not practice if it applies to your team!!

**Park View Elementary School – Practice Only - \*\*\*Restricted No Practice ( 9/24 )**

Principal Tony Karch  
1500 Alexander St.  
520-6755

Allotted times: Monday thru Friday – 8/1/09 to 1/31/10 – 4pm to dusk

**Rancho Santa Susana Community Park and RSSP Fields – Games Only – 9/12/09 to 11/21/09**

**\*\*\* Restricted No Practice**

Director Doug Gale  
5005 E. Los Angeles Ave., Simi Valley, CA 93063  
Allotted times: Saturday only 9/12/09 to 11/21/09 - 8am to 4pm

**Sycamore Elementary School – Practice Only - \*\*\* Restricted No Practice ( 8/1 to 8/31 )**

Principal Donna Stapleton  
2100 Ravenna St., Simi Valley, CA 93065  
520-6745

Allotted times: Monday thru Friday – 9/1/09 to 1/31/10 – 4pm to dusk

**Township Elementary School – Practice Only - \*\*\* Restricted No Practice ( 8/1 to 8/31 )**

Principal Laura Tyre  
4101 Township Ave.

520-6770

Allotted times: Monday thru Friday – 9/1/09 to 1/31/10 – 4pm to dusk

**Vista Elementary School – Practice Only - \*\*\* Restricted No Practice ( 8/1 to 8/31 )**

Principal Denise Ferguson

2175 Wisteria St.

520-6750

Allotted times: Monday thru Friday – 9/1/09 to 1/31/10 – 4pm to dusk

**Sycamore Park – Practice Only – Ballfield Grass - \*\*\*Restrictions Apply Check Permit**

855 N. Planetree Ave.

Allotted times: Monday thru Friday – 8/4/09 to 10/23/09 – 4pm to 8pm

AYSO Coaches must practice their AYSO teams on AYSO authorized site permitted practice fields only. If you participate as a coach in another soccer organization you cannot practice an AYSO team on that organizations practice fields

## **Practice Location Form**

**Turn this form into your Division Director**

**DATE** \_\_\_\_\_

**Coach Name: (please print)** \_\_\_\_\_

**Asst. Coach Name** \_\_\_\_\_

**Division** \_\_\_\_\_

**Practice Place:** \_\_\_\_\_

**Practice Days:** \_\_\_\_\_

**Practice Times:** \_\_\_\_\_

**U10, U12 & Above – 2 practices per week up to 1-1/2 hours each.**

**U8 1 hour practice per week.**

**U6 No practice except during Saturday game time slot.**

**Don't forget to pick up your practice field permit from your Division Director!**

### **AYSO Region 121 Volunteer Descriptions**

The AYSO soccer program requires voluntary participation of each family. There are various jobs listed below requiring different time demands. If each family takes one job, the program will be off to great start!

Except for coaches, referees and board members, most of these jobs require only few hours of involvement during the whole season. Additional spaces are placed on the form to allow the coach to fill the volunteer needs of his or her team. Note that everyone participates in sideline clean up as well at practices.

**Referee(s)** - Each team must supply at least one referee for the season. Referees in the lower divisions U6 & U8 officiate their own team's game when they are the home team. Referees in the upper divisions U10, U12, U14 sign up to officiate one game per weekend. Referees in the upper division do not officiate their own team.

**Pre-season Field** - This volunteer must be available to help mark out the fields in preparation for the start of the season.

**Field Set Up/Take Down** - If your team is the first or last of the day, you are responsible for setting up or taking down the nets and corner flags and goals.

**Team Parent Coordinator** - Will attend Team Parent Meeting. Responsible for keeping the rest of the team informed, usually via telephone and email. Organizes the contact list and snack list.

**Picture Day Coordinator** - This is the contact person for Picture Day. Communicate time and location to the team. Coordinates volunteers to help at picture day and picks up and distributes photos when they arrive.

**Team Party Coordinator** - Plans the end of season gathering (optional).

**Sponsorship Coordinator** - Helps find a sponsor for their team. Sponsor name should be on the team banner (if you have one).

**Banner Coordinator** - Collects money and orders banner. Brings banner to each game and displays on the sideline. (Optional)

**Pick up Person** - (This is not on the form, but you might want to consider appointing someone to do this.) During the course of the season, there may be forms, photos or other materials to pick up from the division director. This person is responsible for picking up these items as requested by the coach.

**Sponsorship Letter** - Our region agreed to find sponsors to support our program instead of selling goods and organizing fundraising activities. You will find the Team Sponsorship letter and Sponsorship form in this manual that you will need to complete and return. Please take a minute to read the letter and decide as a team how you can find a sponsor.

**Banners** - Many of the teams choose to have banners for their team. These are *optional* and your team will need to decide if they want to have one or not. You may choose to purchase one or make one of your own – it is entirely up to you and your team.

**Check out our new banner/sponsorship price package on page 32**

### Sign Up Volunteer Form

**Coach Name** \_\_\_\_\_ **Div U** \_\_\_\_\_ **B/G**

**Phone Number** \_\_\_\_\_

**Asst. Coach** \_\_\_\_\_

**Phone Number** \_\_\_\_\_

**Referee** \_\_\_\_\_

**Pre-Season Field** \_\_\_\_\_

**Net set-up/take down\*** \_\_\_\_\_

**Team Parent Coordinator** \_\_\_\_\_

**Picture Day Coordinator** \_\_\_\_\_

**Team Party Coordinator** \_\_\_\_\_

**Sponsorship Coordinator** \_\_\_\_\_

**Banner Coordinator** \_\_\_\_\_

Other: \_\_\_\_\_

Other: \_\_\_\_\_

Other: \_\_\_\_\_

Other: \_\_\_\_\_

(coach may add additional positions)

\*first or last game of the day only

## EVERYONE NEEDS TO VOLUNTEER TO MAKE THE PROGRAM WORK

### U-14 Rules

In this age group we keep standings and have playoffs during the last two games of the season. This does not mean, however win at all costs. Good Sportsmanship and Positive Coaching is expected at all times. All teams will participate in the playoffs at the end of the season.

1. The game is played with 11 players on the field including a goalkeeper.
2. Game length is two 35-minute halves. Substitutions will be at approximately 1/2 way through each half and the clock will continue to run. So please make your substitutions quickly. Players leaving the field should come to the touchline at the halfway point.
3. Coaching will be done only from the Coaching boxes on the sidelines. The Coaches boxes will be marked as extending 10 yards either side of the halfway line and at least 1 yard back from the touchline.
4. It is AYSO Region 121 policy for players to play  $\frac{3}{4}$  of each game. Due to some team sizes this will not be possible in every game. Players playing only  $\frac{1}{2}$  the game must be rotated from week to week with the same player not playing  $\frac{1}{2}$  the game until all other players present have also played only  $\frac{1}{2}$  the game previously during the season. If the coach deems it is necessary to play a player only half a game due to extenuating circumstances, prior approval by the Division Director, Coach Administrator and Regional Commissioner is required.
5. The referee or board member must approve a child who does not want to play the third quarter of his/her three quarters after discussion with the child and parents.

### U12 Rules

In this age group we keep standings and have playoffs during the last two games of the season. This does not mean however win at all costs. Good Sportsmanship and Positive Coaching is expected at all times. All teams will participate in the playoffs at the end of the season.

1. **A player may not play more than 2 quarters of any game as a goalkeeper.** If a player is in goal for 2 quarters in the same game they **MUST** play one quarter as a field player.

2. The games will be played with a total of 9 players on the field including a goalkeeper.
3. Game length is two 30-minute halves. Substitutions will be at approximately ½ way through each half (quarter) and the clock will continue to run. Please make your substitutions/quarter break no longer than a few seconds.
4. Coaching will be done only from the Coaching boxes on the sidelines. The Coach's boxes will be marked as extending 10 yards either side of the halfway line and at least 1 yard back from the touchline.
5. All players will play a minimum of ¾ of each game. We recommend coaches rotate players throughout the season. If the coach deems it is necessary to play a player only half a game due to extenuating circumstances, prior approval by the Division Director, Coach Administrator and Regional Commissioner is required.
6. The referee or board member must approve a child who does not want to play the third quarter of his/her three quarters after discussion with the child and parents.

### **U-10 Rules**

In this age group we keep standings and have playoffs during the last two games of the season. This does not mean however win at all costs. Good Sportsmanship and Positive Coaching is expected at all times. All teams will participate in the playoffs at the end of the season.

1. Main emphasis is to teach the player's soccer skills and sportsmanship.
2. The games will be played with a total of 7 players on the field including a goalkeeper.
3. Game length is two 25-minute halves. Substitutions will be at approximately 1/2 way through each half (quarter) and the clock will continue to run. Please make your substitutions/quarter break no longer than a few seconds.
4. Coaching will be done only from the Coaching boxes on the sidelines. The Coaches boxes will be marked as extending 10 yards either side of the halfway line and at least 1 yard back from the touchline.
5. It is AYSO Region 121 policy for players to play ¾ of each game. Due to some team sizes this will not be possible in every game. Players playing only ½ the game must be rotated from week to week with the same player not playing ½ the game until all other players present have also played only ½ the game previously during the season.
6. **A player may not play more than 2 quarters of any game as a goalkeeper.** If a player is in goal for 2 quarters in the same game they **MUST** play one quarter as a field player.
7. The referee or a board member must approve a child who does not want to play the third quarter of his/her three quarters after discussion with the child and parents.

## U-8 Rules

1. Games will be played as two Twenty Minute halves. Approximately halfway through each half (quarter) the referee will stop play to allow substitutions. It is AYSO Region 121 policy for players to play  $\frac{3}{4}$  of each game. Due to team size this will not be possible in every game. **Players playing only  $\frac{1}{2}$  the game must be rotated from week to week with the same player not playing  $\frac{1}{2}$  the game until all other players present have also played only  $\frac{1}{2}$  the game previously during the season.**
2. Games shall be played with no coaches on the field or behind the goal. Coaching will be done only from the Coaching boxes on the sidelines. The Coach's boxes will be marked as extending 10 yards either side of the halfway line and at least 1 yard back from the touchline.
3. When a team is short-handed, the other team is encouraged to "loan players" in order to maximize everyone's playing time.
4. Offside will not be called unless in the judgment of the referee the offside was a deliberate attempt to take advantage (commonly called "cherry picking" or "goal hanging").
5. Interference by the field coaches will not be tolerated. Penalty for coach interference will be at the discretion of the referee. The referee's decision is final.
6. The referee or a board member must approve a child who does not want to play the third quarter of his/her three quarters after discussion with the child and parents.
7. **Each team must supply two volunteers to attend the Referee clinic (please visit [www.aysoregion121.org](http://www.aysoregion121.org) for Referee clinic information).** Coaches are encouraged not to be one of these volunteers, but are strongly encouraged to attend to learn more about the Laws of the Game.
8. Each team will provide a **Parent Referee** (one of the ones from #7 above) for  $\frac{1}{2}$  of the game, with the **Home team responsible for the 1st half** and the **Visiting team responsible for the 2nd half**.
9. U-8 Specific rules include:
  - There will be 5 players from each team on the field.
  - Goalkeepers will be used in all games. Keepers must be rotated every quarter. (different players each quarter)

- No goal may be scored directly from a kick-off
- All free kicks will be “**indirect**”
- **No penalty kicks will be awarded.**
- If a foul occurs in penalty area and the free kick is awarded to the defenders (the attacking team committed the foul), the indirect free kick will be taken from where the foul occurred.
- If a foul occurs in penalty area and the free kick is awarded to the attackers (the defending team committed the foul), the indirect free kick will be taken from outside of the penalty area.

### **U-6 Rules**

1. In order to get as many children as possible playing soccer this year, we have been granted permission to have six children on U6 teams. You will still be playing 3 v 3, however, the games will be six periods instead of 5. That means 6-5min periods and one 5 min half time. This extends game time to 35 min, so practice time will be the first 25 minutes of the hour. If you're team does not receive a sixth player, you'll just rotate half the children through an extra time, alternating games. The games shall be played as follows:
  - There will be 3 players from each team on the field.
  - No goalkeepers will be used
  - No goal may be scored directly from a kick-off
  - All free kicks will be “indirect”
  - No goal tending
  - Throw-ins not properly executed will not be retaken. Play will continue.  
*(This is so game time will not be taken up but continually redoing throw-ins)*
  - **No penalty kicks will be awarded.**
  - If a foul occurs, opponents must be at least 3 yards from the ball for the free kick.
  - **No corner kicks. All balls over end line result in a goal kick.**
2. The games shall be played with no coaches on the field or behind the goal. Coaching will be done only from the coaching boxes on the sidelines. The Coaches boxes will be marked as extending 10 yards either side of the halfway line and at least 1 yard back from the touchline.
3. All games will be played at equal advantage with a minimum of 3 players per team. When a team is short-handed, the other team is encouraged to “loan players” in order to maximize everyone’s playing time.
4. Each team must supply two volunteers to attend a Referee Clinic (please visit the web-site for more information on the referee clinics). Coaches are encouraged not to be on one of these volunteers, but are strongly encouraged to attend to learn more about the Laws of the Game.

5. Parent Referees will be used for all U-6 games. Each team will provide a Parent Referee for ½ of the game, with the Home team responsible for the 1<sup>st</sup> half and the Visiting team responsible for the 2<sup>nd</sup> half.
6. Practice must take place before each game. It is **not** acceptable or allowed to forego practicing before the game
7. **No practice is allowed other than before each game.**
8. **All spectators will sit on the same side of the field.**

### **Training Clinics**

#### **Local Regional Referee Clinics:**

##### Regional (Basic) Referee Clinic (Minimum age of 12)

Friday, August 28, 2009, 6pm – 10pm and Saturday August 29, 2009, 8am – 3pm  
Rancho Santa Community Center – 5005 Los Angeles Avenue, Simi Valley, CA  
Both Days Required

##### Regional U6 – U8 Referee Clinics (Minimum age 10)

Thursday, September 3, 2009, 6pm – 10pm or  
Wednesday, September 4, 2009, 6pm – 10pm  
Rancho Santa Community Center – 5005 Los Angeles Avenue, Simi Valley, CA  
One day only Required

For further information please visit our website ([www.aysoregion121@org](http://www.aysoregion121@org)) or  
Contact Matt Matter at [matt\\_matter@farmersinsurance.com](mailto:matt_matter@farmersinsurance.com)

#### **Malibu Region 759 Coach Classes:**

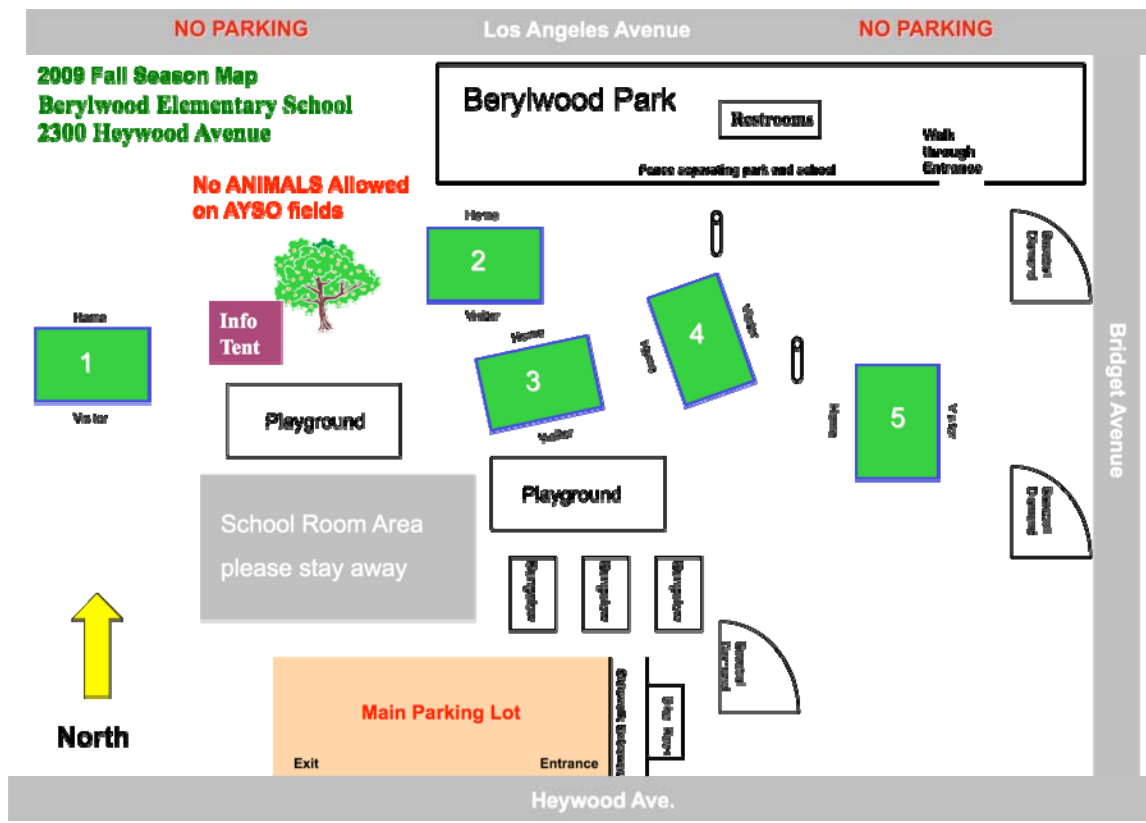
U6 Coach Roster # 200902981  
U8 Coach Roster # 200902982  
U10 Coach Roster # 200902883  
U12 Coach Roster # 200902884

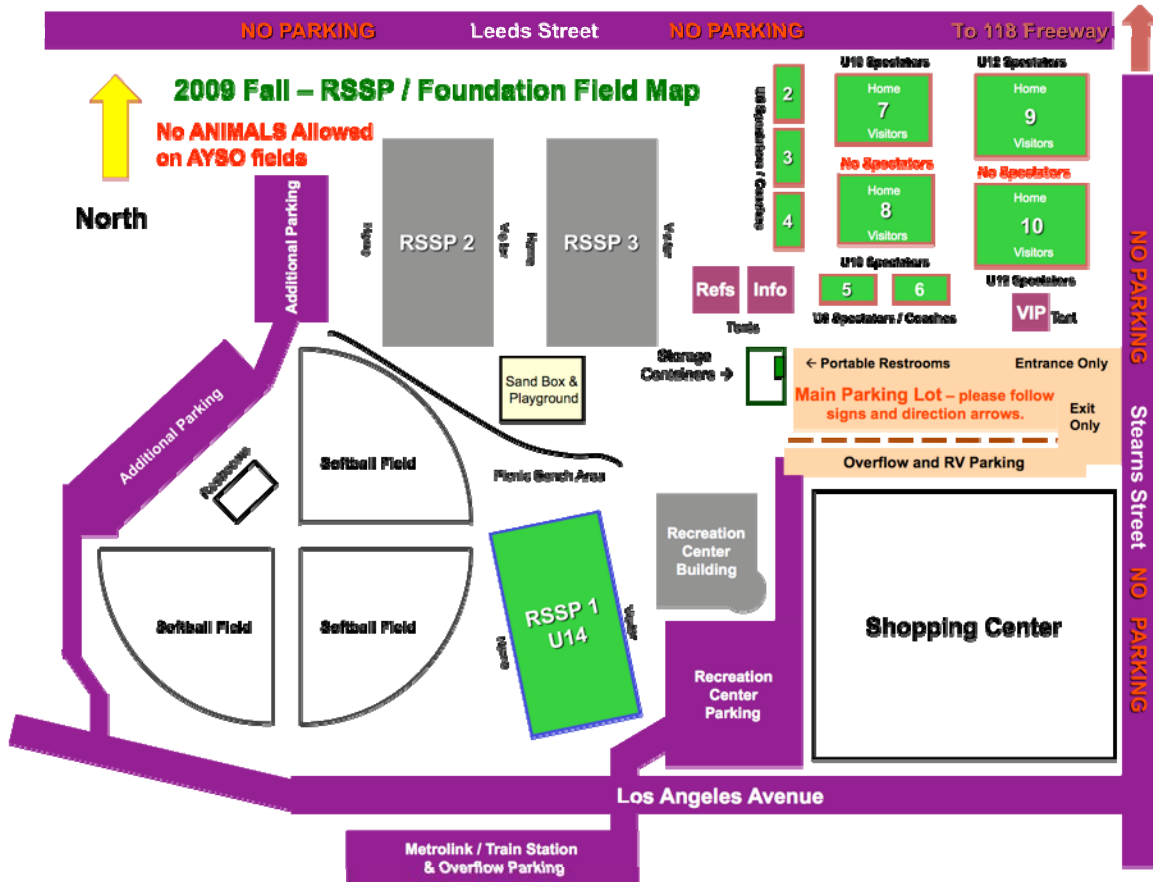
Sunday September 13<sup>th</sup> 9 am  
Webster Elementary School.

#### **Newbury Park Region 42 Coach Classes:**

Intermediate Coaching Clinic Roster # 200901500

August 8 & 9 Saturday and Sunday, 8am  
 Dos Vientos Community Center, 4801 Borchard Rd. Newbury Park 91320  
 Contact Paul Batten paulbatten@gmail.com





### **Player Evaluation and Ratings**

Every coach rates each player on his or her team towards the end of the season.

This helps to organize balanced teams for the following season and also helps with selecting the All Star team(s) for U10 and up in post-season. Fill one of these in for each player and bring to the tent.

### **Substitute Planner**

There is a Game Substitution Planner included at the back of your binder. Use this to make sure your have allocated the required playing time to each player. Have this filled out before you come to the game.

**THE NEW RATING AND EVALUATION SYSTEM IS BEING COMPLETED AND WILL BE DELIVERED TO EACH COACH AS SOON AS IT IS RELEASED.**

**FOR MORE INFO PLEASE WATCH FOR THE INFORMATION IN THE SAYSO NEWSLETTER.**

### **Player Ratings**

In an effort to create balanced teams each season, their coach based on a system approved by the board will rate all fall and spring players.

The objective of this process is to compile balanced teams with emphasis placed on such things as game skills, team play and player attitude.

Rating forms will be given to each coach by you Division Director.

A coaches meeting will be conducted in each division U8 through U19 to review player ratings at a time designated by the Coach Administrator. **All coaches are required to attend the ratings meeting or send a team representative. Designating a team representative does not relieve the coach of their responsibility to attend.**

Failure to return the rating cards on time will be grounds for disciplinary actions as specific by the board. Exceptions will require prior approval of the Regional Commissioner.

### **AYSO REGION 121 PICTURE INFORMATION AND PICTURE DAY INSTRUCTIONS**

- 1) **DATE:** Sunday – September 13, 2009                      **TIME:**                      10:00 am to 5:00 pm
- 2) **PLACE:** Foundation Fields – Stearns St. north of Los Angeles Ave.
- 3) **SCHEDULE TIME:** Check the AYSO website [www.aysoregion121.org](http://www.aysoregion121.org) for picture times.
- 4) **STUDIO 1 TEAM SHEET:** Fill out team sheet in team parent packet and bring to picture day.
- 5) **STUDIO 1 ORDER FORMS:** Parents fill out order forms found in the team parent packet, tear off order form section and have each player hold their own order form to give to the photographer. Parents can check extra items on the order form and enclose a check made out to Studio 1.
- 6) **ARRIVAL:** 20 minutes prior to picture time. **Team Parent or Coach must sign in at sign in tent with coach's and team name spelled correctly.** Team MUST have a new soccer ball to be used for individual pictures. PLAYERS in uniform, shirts tucked in, groomed and lined up tallest to smallest. **NO parents or spectators in photography area – NO EXCEPTIONS.**
- 7) **PICTURE DELIVERY:** **Saturday, October 10th** at field tent/soccer field you are assigned to play on.
- 8) **PICTURE MAKE-UP DAY:** **Saturday, October 17, 8:30 am to 11:30 am,** at the Foundation Fields. Individual pictures will be re-taken for improper framing, dark lighting or closed eyes. **THERE WILL BE NO TEAM PICTURE MAKE-UP ON MAKE-UP DAY.**

- 9) **PICTURE MAKE-UP DAY DELIVERY:** Make up day pictures can be picked up any time at the Foundation Fields on **Saturday, Oct. 31st.**
  
- 10) **COACH PLAQUE INFORAMTION:** Team parent/coach make sure to email the team and coach name (spelled correctly), by Sept. 5th to [patriciahoward101@sbcglobal.net](mailto:patriciahoward101@sbcglobal.net). This ensures the coach of receiving a coach plaque for their dedicated service.
  
- 11) **COACH PLAQUE PICK UP:** Team parent - pick up the coach plaque at the field tents located at the soccer field you are assigned to play on **Saturday, October 17th.**
  
- 12) **VOLUNTEERING FOR PICTURE DAY:** Volunteers are needed. Please email your requested hours to [patriciahoward101@sbcglobal.net](mailto:patriciahoward101@sbcglobal.net). Times start at 8:00 am to 6 pm. **If there is a lack of volunteers the system will be slowed down and wait times will be longer.**
  
- 13) **PICTURE PACKAGE:** Each player is given one package which includes: 1-3X5 individual picture, 1-5X7 team picture, 1-photo button, 4-wallets and 1-frame. Any additional items or packages must be purchased separately through Studio 1.
  
- 14) **PICTURE COMPLAINTS:** If you have a situation about your player's pictures please call Studio 1 at 877.420.4400

**Player**  
**3/4 Game Play Reduction to 1/2 Game Play**

Under the National Rules and Regulations Article Seven, Sub Division 5b, a coach can reduce the playing time of a player from 3/4 of a game to 1/2 game under the following circumstances and approval of the Regional Commissioner. The coach must fill out the below information and submit the form to the Regional Commissioner.

Under the American Youth Soccer Organization philosophy of Everyone Plays, it is in the best interest to make every attempt to fulfill this philosophy as much as possible.

There are circumstances that players sometimes feel they do not have to participate at practices and they also feel other sport activities they participate in are more important than AYSO. This type of behavior detracts from the organized teaching of team participation and can harm the team from advancing in player development.

The following is a guideline for coaches to help in determining the participation dedication of players.

- 1. Does the child like to play soccer? \_\_\_\_\_
- 2. As a coach did you inquire into the players other athletic activities? \_\_\_\_\_
- 3. Does the child have an unacceptable attitude? \_\_\_\_\_
- 4. Have you spoken with the parents? \_\_\_\_\_
- 5. Are the parents cooperative? \_\_\_\_\_

Please explain in detail answers for the above five questions: \_\_\_\_\_

---

---

---

Reasons that will not be accepted for reduction in play include:

1. Shyness
2. Physically impaired but not VIP acceptable
3. Problems in school with homework
4. Parents unable to drive to practice due to both parents working
5. Physical limitations, injuries, etc.

Player Name: \_\_\_\_\_ Division: \_\_\_\_\_

Coach Name: \_\_\_\_\_

Assistant Coach Name: \_\_\_\_\_

Team Parent Name: \_\_\_\_\_

Regional Commissioner Approval: \_\_\_\_\_ Date: \_\_\_\_\_

## **SPONSORSHIP VS FUNDRAISING**

### **JUST ONE, GET IT DONE**

Approaching a potential sponsor is extremely hard. It's tough to hear no and have the door slammed in your face but if you don't ask, they are saying No by default. Sponsorship is vital to our continued existence and the implementation of quality programs and the expansion of player development.

Get the parents involved in helping bring in community support for Region 121. It is excellent advertising for the sport of soccer and brings in the following benefits for the team.

Rewards include:

- With a \$200 donation the team receives \$50 back for their team party.
- With a \$250 donation the team receives \$50 back for their team party and \$50 back on their team banner when ordered through Banners USA.
- With a \$500 donation the team receives \$100 back for their team party and a free banner from Banners, USA.
- With a \$1,000 donation the team receives \$200 back for their team party and a free banner from Banners, USA.

### **Vendors in the Area For Sponsorship**

## Stores in the Simi Town Centre Mall

Bookstores    Trader Joe's    Car Washes    Fitness Centers    Video Stores

## Businesses of relatives

Arena Sports Grill and Bar  
Barton's Steak and Seafood  
Burger King (2)  
Canton Chinese Rest (2)  
Coco's  
Culinary Direct  
Daphne's Greek Café  
El Patio  
El Torito  
Firehouse Café  
Eggs and Things  
Ken of Japan  
L and L BBQ  
McDonalds  
Panda Express

Baja Fresh (2)  
Blue Fin Grill  
California Bowl  
Carl's Jr  
Coldstone Creamery  
Dairy queen  
Del Taco  
El Pollo Loco  
E-Bar  
HomeTown Buffet  
Islands  
KFC  
Marie Callendars  
Millies Rest

Baskin Robbins (2)  
Grambles  
CPK  
Chef Burger 2  
Cronie's  
Dakota's steakhouse  
Dennys  
El Taco de Mexico  
Fat Burger  
IHOP  
Jack's Famous Café  
Kountry Folks Rest  
Mavericks  
Oaks Korean BBQ



## AMERICAN YOUTH SOCCER ORGANIZATION Region 121 Simi Valley

Dear Prospective Sponsor,

AYSO is a Non-Profit Organization founded in 1964 to promote the game of soccer for boys and girls. AYSO's philosophy is "*Everyone Plays on Balanced Teams with Positive Coaching.*" This will be our eighth-year offering the VIP program for children with special needs, to have an opportunity to play soccer.

As the Regional Sponsorship Chairperson for AYSO Region 121, serving the Simi Valley community, I would like to thank you in advance for your contribution and support. As the 2009-2010 season is upon us we are met with new goals to continue the growth and enrichment of our youth.

Although coaches, referees and officers of the Region 121 are unpaid volunteers, player's registration fees do not cover all the Region's expenses. We depend on sponsorship to make up the difference. Your tax-deductible contribution will help meet the needs of over 1400 children this fall.

The Sponsorship Application for the 2009-2010 season is included with a description of the types of sponsorships you may choose. Please sponsor a team and mail the sponsorship form with a check to the indicated address on the form.

AYSO is a Non-Profit origination that requires our children not to sell promotional items door to door. Only by your Generous Sponsorship, can we continue this policy. Your support will be greatly appreciated.

Sincerely,

Bob Lang

Regional Sponsorship Chairperson

## AYSO REGION 121 SIMI VALLEY SPONSORSHIP APPLICATION

*What we provide for our Sponsors:*

1. **GOLD Sponsorship** of \$1,000 per team: your name on the team banner (*If team elects to have one*), an official AYSO participation certificate, a beautifully framed team picture, US/AYSO logo pin, AYSO paperweight, AYSO coffee mug, and \$200 award to the team for a team party and a free banner from Banners, USA.
2. **SILVER Sponsorship** of \$500 per team: your name on the team banner (*If team elects to have one*), an official AYSO participation certificate, a sponsor plaque, US/AYSO logo pin, AYSO travel mug, and \$100 award to the team for a team party and a free banner from Banners, USA.
3. **SPECIAL TEAM BANNER Sponsorship** of \$250 per team: The team receives \$50 towards their team banner from Banners USA and they also receive \$50 towards their team party. As a sponsor you have your name on the team banner (*If team elects to have one*), an official AYSO participation certificate, sponsorship plaque and US/AYSO logo pin.
4. **TEAM Sponsorship** of \$200 per team: your name on the team banner (*If team elects to have one*), an official AYSO participation certificate, sponsorship plaque, US/AYSO logo pin, \$50 award to the team for a team party.
5. **TEAM Donation** of \$100 or \$50 per team: an official AYSO participation certificate and a US/AYSO logo pin.  
A tax deduction (see your tax advisor for qualification: tax ID#95-6205398)

---

**YES, I wish to sponsor AYSO Region 121** Coach's Name \_\_\_\_\_



opposing fans, and referees. I understand that officials, coaches, and players make mistakes. If the referee makes a “questionable” call, I will continue to respect the individual and be silent!

5. I understand that games can be exciting times for my child who is trying to deal with the fast-paced action of the game, respond to opponents, referees, teammates and listen to coaches. I will not add confusion by yelling out instructions. During the game, I will limit my comments to encouraging my child and other players for both teams.

6. I will not make negative comments or use any type of profanity about the game, coaches, referees or teammates in my child's presence. I understand that this plants a seed, which can negatively influence my child's motivation and overall experience.

7. I agree to leave the coaching to the coach and only cheer on my child and other players. I agree to not smoke, bring any alcohol or pets to the field. I agree to stay within the spectator area explained in the AYSO Rules and Regulations and never stand or sit between the corner flags behind the goal area.

8. In signing this agreement, I agree to be the responsible party to inform these rules to my spouse, partner, relatives, friends and spectators I allow to come and participate at my child’s game.

I agree to honor the AYSO Parent Pledge in my words and actions.

---

Parent Signature

---

Print Child's Name

---

Date

**All-Star Teams**

**What is an All-Star team?**

An All-Star team is one that is made up of a coach and players who have participated in the regular season in a Boys or Girls Division U10 or above. The team plays in an AYSO All-Star tournament against other All-Star teams, and may also play in other post-season tournaments

**How is the All-Star coach selected?**

Coaches who wish to be considered to be the All-Star coach must complete an “All-Star Coach Application” and send it to the Regional Commissioner and Coach Administrators. A committee of board members, consisting of the Regional Commissioner, the appropriate Assistant Commissioner, Post-Season Coordinator for Coaches and the Post-Season Coordinator for Referees interview each candidate and mutually select one as All-Star coach. Applications are usually due around the middle of October. Check the website calendar for the application deadlines.

**How is an All-Star team selected?**

The All-Star coach selects the team from a list of candidates within each division. Each candidate should have a year-end rating of 65 or above. The ratings are prepared by each coach with input from other coaches within the division and the Division Director.

**How many All Star teams are there?**

The number of All Star teams in each division is determined by the post-season committee and is dependant upon the number of coaches and players willing to participate.

**What is the commitment for an All-Star?**

All-Stars are selected after November 15<sup>th</sup>. At that point, practices will begin which are two days during the week with a possible scrimmage on Saturday. Tournaments fall within two categories: Invitational tournaments and the “AYSO Official All-Star Tournament.”

-- The “AYSO Official All-Star Tournament” is broken down as follows: Area 10E Tournament, which is three or four Saturdays and Sundays in January, Section 10 Tournament, which is for the winners of the Area Tournament and takes place one weekend (Saturday and Sunday) at the beginning of March (usually Bakersfield), and the Tri-Section Tournament, which is for the winners of the Section 10 Tournament and usually is played at the end of March or early April.

**What is the cost for All-Stars?**

The cost for all-stars vary depending on the number of Invitational Tournaments your coach has decided to enter. The cost ranges from \$80.00-\$100.00 per player for uniforms, \$175.00 per player for tournaments and any additional travel expenses, e.g. hotel, food, etc.

**AYSO Region 121**  
**All Star Player Nomination Sheet**

Coach: \_\_\_\_\_ Team Name: \_\_\_\_\_  
Division: \_\_\_\_\_ Team Number: \_\_\_\_\_

Each Coach may nominate up to (3) players from the team. DO NOT nominate more! The only exception would be if you have a goalie to nominate. Then you would be able to nominate 3 field players plus a goalkeeper.

Prior to placing a players name on the nomination sheet the nominating coach needs to speak with the PARENTS of the players to find out if the player will be available to play.

Available to play is defined two ways:

- 1. Free to play soccer most weekends in January and February.
- 2. Is willing to make the commitment to continue to play in the additional two months.

1. Player Name: \_\_\_\_\_ Jersey Number: \_\_\_\_\_  
Phone Number: \_\_\_\_\_ Player Position: \_\_\_\_\_  
Parents Names: \_\_\_\_\_

2. Player Name: \_\_\_\_\_ Jersey Number: \_\_\_\_\_  
 Phone Number: \_\_\_\_\_ Player Position: \_\_\_\_\_  
 Parents Names: \_\_\_\_\_
3. Player Name: \_\_\_\_\_ Jersey Number: \_\_\_\_\_  
 Phone Number: \_\_\_\_\_ Player Position: \_\_\_\_\_  
 Parents Names: \_\_\_\_\_
4. Player Name: \_\_\_\_\_ Jersey Number: \_\_\_\_\_  
 Phone Number \_\_\_\_\_ \*Goalkeeper Only\*  
 Parents Names \_\_\_\_\_

**All Star/Tournament Coach Application**  
*Region 121-Simi Valley*

The Coach Administrator must receive this application no later than **October 21, 2009** to be considered.

**All Star/Tournament Coach Eligibility and Selection**

All Star and Tournament coaches will be selected and approved by the Executive Committee with input from the coaching staff and division representatives. Coaches will be notified of selections no later than **November 1, 2009**.

Note: If no applicant is deemed suitable, the Executive Committee may elect a coach from outside the pool of applicants.

Specific criteria for All Star and Tournament coach selection are the following:

Minimum requirements to coach:

1. *Has the ability to properly represent Region 121 in Area and Section play.*
2. *Follows the AYSO coaching philosophy.*
3. *Has the ability to coach players of All Star caliber.*
4. *Have suitable years of coaching experience.*
5. *Has achieved certification in Safe Haven for Coaches.*
6. *Has achieved an AYSO coaching certification corresponding to division.*

During the All Star season/Tournament season, coaches will be selected with the intention of the region-fielding single, or possibly multiple, teams in each division. In divisions with multiple teams, coaches will be named by the Coach Administrator as either “A” or the “B” coach. All-star teams are chosen from nominations from all coaches in their division. For tournament: The “A” coach will select his/her team first; the “B” coach will select his/her team second after the “A” team has been selected. No player may be notified until after November 15. **No coach may solicit players for tournament until appointed the position.**

Name: \_\_\_\_\_ Phone: \_\_\_\_\_

Email Address: \_\_\_\_\_ Other Phone: \_\_\_\_\_

Current Team Division and Number: \_\_\_\_\_ Boys \_\_\_\_\_ Girls \_\_\_\_\_

Years coached: \_\_\_\_\_ Certification Level: \_\_\_\_\_

Coach Safe Haven: \_\_\_\_\_ Referee Badge Level: \_\_\_\_\_

I am interested in coaching: (please circle one)

*All Stars*

*Tournament*

*BOTH*

Division Requesting: \_\_\_\_\_ Boys \_\_\_\_\_ Girls \_\_\_\_\_

### **Care and Treatment of Injuries or Conditions**

Each coach is required to have a first aid kit at all practices and games. Most injuries are minor, such as cuts and scrapes. Make sure you keep a good supply of ice or a cold pack, band aids, and elastic bandages. If it is more serious, call for professional medical assistance immediately and administer only first aid as necessary. Make sure you have a copy of the white medical release with a wet signature (not a photo copy) at ALL TIMES.

**Sprain** (ankle, knee, wrist, elbow): Pressure wrap, ice for 20 minutes per hour during first 48 hours. Elevate when possible. (RICE: Rest, Ice, Compression, Elevation)

**Muscle strain (pull):** Same as for sprain

**Contusion:** Same as for sprain

**Cramp:** Apply light pressure with hand. Stretch muscle with steady pressure. Assure player is well hydrated.

**Nose Bleed:** Direct pressure (pinch nostrils for about 10 minutes). Sit player up and lean slightly forward. Do not blow nose. Apply ice pack to bridge of nose.

**Cut or Abrasion:** Stop bleeding with direct pressure. Wash with antiseptic. Close with adhesive strip or butterfly. Cover with dry sterile dressing.

**\*\*Remember a player who is bleeding will not be allowed to play until attended to, and all bleeding has stopped. Also player cannot return to play until blood is properly disinfected from uniform or uniform is replaced.(disinfectant – hydrogen peroxide)\*\***

**Wind knocked Out:** Lie on side or back. Encourage slow relaxed breathing. Try to reduce anxiety.

**Heat Exhaustion:** player feels cool, clammy, and damp. Move to shade. Douse with cool water. Give fluids.

**Heat Stroke:** Player feels hot and dry. Hospital NOW!

**Unconsciousness:** Check airway, breathing, and pulse. Do not move (risk of spinal injury). Get help!

**Concussion:** (possible with or without consciousness)  
Look for loss of memory, confusion, headache, dilated pupils and nausea. If any doubt, get help. Do not send player back in to game.

**Fracture/Dislocation:** Immobilize area. Get help!

**Choking:** object blocking wind passage. Use Heimlich Maneuver and get help.

## **Pre-Season Checklist**

1. Go to <http://www.EAYSO.Org> and register as a Volunteer
2. Take Safe Haven Course Online or at Coaching Clinic (If not already certified)
3. Take Coach's Clinic for Division Coaching (If not already certified)
4. Mark Calendar for specific League Meetings and attend (Coach's Meeting and Handout)
5. Determine when and where to practice. (U-6 Does not have practice except before games)
6. Schedule a team meeting with all parents and kids (can be first practice)
7. Hand out information to parents (Game Schedules, Rules, Your expectations...etc.)
8. Recruit Volunteers for the following positions: (A must for a successful season)
9. Assistant Coach (Must be registered as a volunteer, take Safe Haven and Coaching Clinic)
10. Have parents watch the Parent Orientation Video located on our Regional Website
11. Team Parent (Must be registered as a volunteer and attend Team Parent Meeting)
12. Team or League Referee (Must be registered attend Safe Haven for Refs and Referee Certification)
13. Banner Parent (Order or make banner as soon as you can)
14. Team helpers for setup and takedown of goals

15. Verify Certifications
16. Volunteer Forms submitted and signed by CVPA
17. Safe Haven Certification completed
18. Coach Certification Completed
19. Ass't Coach has Coach Certification Completed & Safe Haven
20. Ass't Coach has Volunteer Form Submitted and signed by CVPA
21. Team Parent has Volunteer Form Submitted and Signed by CVPA
22. Team or League Referee is certified Safe Haven and certified to referee in your division
23. Make Second or Third copy of Release forms, have parents re-sign and give to Ass't Coach and Team Parent

Notes: \_\_\_\_\_

\_\_\_\_\_

\_\_\_\_\_

\_\_\_\_\_

---



---

## **Pre-Game Checklist**

1. Team knows what time and where you are playing (schedules posted at aysoregion121.org)
2. Team Helpers to arrive 30-45 minutes before game time to set up goals (first game of day only)
3. Game Card filled out by Jersey Number, time of game, field number, Coach & Asst. Coach names
4. Verify you or Assistant Coach is in possession of Release Forms
5. Snacks and Drinks scheduled by Team Parents
6. Verify Equipment (Shoes or Soccer Cleats, Shin Guards, Socks over Shin Guards)
7. Check players for jewelry (Earrings, Necklaces, etc) Have them removed if present
8. Check Players for Long Fingernails and Dangerous Hair binders
9. Speak to Parents and Spectators about being positive and supportive of Players, Coaches and Referees. (Warn them about possible removal if they are not supportive)
10. Plan Player Substitutions (Note: Not everything goes according to plan. Always keep yourself flexible and remember the 3/4 game rule)
11. Bring game ball
12. Bring ball pump
13. Bring goal keeper jersey and gloves

Notes: \_\_\_\_\_  
\_\_\_\_\_  
\_\_\_\_\_  
\_\_\_\_\_  
\_\_\_\_\_

## **Post-Game Checklist**

1. Thank Referees for volunteering
2. Tell the kids they did a great job and be encouraging
3. Thank Parents who where supportive
4. Team Helpers to pick up trash in the area
5. Team Helpers to take down goals if this is the last game of the day
6. Thank any Board Members you see or any other volunteer on the fields for their help
7. Pat yourself on the back, no matter what the outcome of the game was. You did it! You kept your cool

Notes: \_\_\_\_\_  
\_\_\_\_\_  
\_\_\_\_\_  
\_\_\_\_\_

## **Post-Season Checklist**

1. Rate Each Player and Turn in Ratings Cards as Directed
2. Pick Up Trophies
3. Have Final Team Meeting or Party
4. Tell the kids that they did well and are developing
5. Thank Assistant Coach for Volunteering
6. Thank Team Parent for Volunteering
7. Thank Team Referee or League Referee
8. Destroy all copies of Registration Forms (This is Sensitive Information)
9. Pat Yourself on the back. You made a difference in the lives of the kids.

Notes: \_\_\_\_\_

\_\_\_\_\_

\_\_\_\_\_

\_\_\_\_\_

## CONTACTS

### Executive Staff

Regional Commissioner	Russell Platamone	791-6333	<a href="mailto:121rc@sbcglobal.net">121rc@sbcglobal.net</a>
Assistant Commissioner	Keith Krasnigor	479-0501	<a href="mailto:regref121@aol.com">regref121@aol.com</a>
Assistant Commissioner	Mike Greenup	338-9955	<a href="mailto:greenup0420@sbcglobal.net">greenup0420@sbcglobal.net</a>
Coach Administrator	Alison Enos	217-0173	<a href="mailto:Enos4@sbcglobal.net">Enos4@sbcglobal.net</a>
Referee Administrator	Keith Krasnigor	479-0501	<a href="mailto:regref121@aol.com">regref121@aol.com</a>
Safety Director	Russell Platamone	791-6333	<a href="mailto:121rc@sbcglobal.net">121rc@sbcglobal.net</a>
CVPA	Alain Missoul	501-6969	<a href="mailto:amissoul@arrow.com">amissoul@arrow.com</a>
Treasurer	Roger Weiss	908-1994	<a href="mailto:rweiss@bonafide.com">rweiss@bonafide.com</a>
Registrar	Mary Morrissey	368-5474	<a href="mailto:msmargrat@yahoo.com">msmargrat@yahoo.com</a>

### Coaching Staff

Coach Trainer	Leonard Hendricks	404-2616	<a href="mailto:soccer56futobol@yahoo.com">soccer56futobol@yahoo.com</a>
Asst. Coach Trainer	Chris Boynton	368-6707	<a href="mailto:cboynton@arxisgroup.com">cboynton@arxisgroup.com</a>
Asst. Coach Trainer	Alain Missoul	501-6969	<a href="mailto:amissoul@arrow.com">amissoul@arrow.com</a>
Asst. Coach Trainer	Danny Sison	390-9690	<a href="mailto:dannysison@yahoo.com">dannysison@yahoo.com</a>
Asst. Coach Trainer	Alison Enos	217-0173	<a href="mailto:Enos4@sbcglobal.net">Enos4@sbcglobal.net</a>
Asst. Coach Trainer	Jenifer Matteson	906-9686	<a href="mailto:iiijeniii@yahoo.com">iiijeniii@yahoo.com</a>
Asst. Coach Trainer	Mary Morrissey	368-5474	<a href="mailto:msmargrat@yahoo.com">msmargrat@yahoo.com</a>
Asst. Coach Trainer	Ray Dion	630-1155	<a href="mailto:r234dion@sbcglobal.net">r234dion@sbcglobal.net</a>
Asst. Coach Trainer	Richard Lewis	501-2877	<a href="mailto:Lewis.pinpoint@gmail.com">Lewis.pinpoint@gmail.com</a>
Asst. Coach Trainer	Kayla Sonsalla	285-0024	<a href="mailto:kaylasoccercraz@gmail.com">kaylasoccercraz@gmail.com</a>
Player Ratings Director	Jenifer Matteson	906-9686	<a href="mailto:iiijeniii@yahoo.com">iiijeniii@yahoo.com</a>
Player Evaluation Director	Dan Mason	797-3712	<a href="mailto:dancnancy@msn.com">dancnancy@msn.com</a>

## CONTACTS

### Cont.

#### Referee Staff

Asst. Reg. Ref. Adm.	Ken Crowle	217-4746	<a href="mailto:crowleken@aol.com">crowleken@aol.com</a>
Reg. Ref. Assessor	Jim Fleckenstein	708-0981	<a href="mailto:james.fleckenstein@sbcglobla.net">james.fleckenstein@sbcglobla.net</a>
Reg. Dir. of Ref. Instruct.	Matt Matter	587-6220	<a href="mailto:matt_matter@farmersinsurance.com">matt_matter@farmersinsurance.com</a>
Referee Scheduler	Ken Crowle	217-4746	<a href="mailto:crowleken@aol.com">crowleken@aol.com</a>
Pro Coordinator	Kyle Matter	813-7827	<a href="mailto:matterfam@yahoo.com">matterfam@yahoo.com</a>
Referee Assistant	Bob Membrila	823-5199	<a href="mailto:membrila@att.net">membrila@att.net</a>

#### Division Directors

U6 Boys	Kambria Fortuna	432-6025	<a href="mailto:breeze711@gmail.com">breeze711@gmail.com</a>
U6 Girls	Crystal Barlow	732-8510	<a href="mailto:crystaluz@gmail.com">crystaluz@gmail.com</a>
U8 Boys	Concetta Langford	217-6169	<a href="mailto:fivelangfords@gmail.com">fivelangfords@gmail.com</a>

U8 Girls	Ray Dion	630-1155	<a href="mailto:r234dion@sbcglobal.net">r234dion@sbcglobal.net</a>
U10 Boys	Jennifer Lang	582-2271	<a href="mailto:jenincal@aol.com">jenincal@aol.com</a>
U10 Girls	Jayna Rose	304-4946	<a href="mailto:jaynar@amgen.com">jaynar@amgen.com</a>
U12 Boys	John Meeker	818-903-9908	<a href="mailto:jmeeker@cefcu.org">jmeeker@cefcu.org</a>
U12 Girls	Dan Mason	797-3712	<a href="mailto:dancnancy@msn.com">dancnancy@msn.com</a>
U14 Boys	Erika Riccardi	559-8463	<a href="mailto:eariccardi@roadrunner.com">eariccardi@roadrunner.com</a>
U14 Girls	Karyn Ring	390-8296	<a href="mailto:bring93063@aol.com">bring93063@aol.com</a>
U14 Girls	Brian Ring	501-0438	<a href="mailto:bring93063@aol.com">bring93063@aol.com</a>
U16 / U19 Division	Chris Boynton	368-6707	<a href="mailto:cboynton@arxisgroup.com">cboynton@arxisgroup.com</a>
VIP Division	Mike Greenup	338-9955	<a href="mailto:greenup0420@sbcglobal.net">greenup0420@sbcglobal.net</a>

## CONTACTS

### Cont.

#### Technical and Support Staff

Uniform Director	Karyn Ring	390-8296	<a href="mailto:bring93063@aol.com">bring93063@aol.com</a>
Picture Day Director	Patricia Howard	404-9237	<a href="mailto:patriciahoward101@sbcglobal.net">patriciahoward101@sbcglobal.net</a>
Team Parent Director	Patricia Howard	404-9237	<a href="mailto:patriciahoward101@sbcglobal.net">patriciahoward101@sbcglobal.net</a>
Sponsorship Director	Bob Lang	584-0504	<a href="mailto:azteccap@pacbell.net">azteccap@pacbell.net</a>
Volunteer Director	Jennifer Lang	304-3805	<a href="mailto:jenincal@aol.com">jenincal@aol.com</a>
Web Master	Eric Marnoch	573-4007	<a href="mailto:webmaster@aysoregion121.org">webmaster@aysoregion121.org</a>
Trophy Director	Cheryl Platamone	796-8120	<a href="mailto:cplatomone@sbcglobal.net">cplatomone@sbcglobal.net</a>
SAYSO News Director	Annette Morgan	501-2200	<a href="mailto:AnetMorgan@aol.com">AnetMorgan@aol.com</a>
Public Relations Director	Russell Platamone	791-6333	<a href="mailto:121rc@sbcglobal.net">121rc@sbcglobal.net</a>

#### New Years Tournament Staff

NYT Director	Brian Ring	501-0438	<a href="mailto:bring93063@aol.com">bring93063@aol.com</a>
NYT Asst. Director	Russell Platamone	791-6333	<a href="mailto:121rc@sbcglobal.net">121rc@sbcglobal.net</a>
Treasurer	Roger Weiss	908-1994	<a href="mailto:rweiss@bonafide.com">rweiss@bonafide.com</a>
Registrar	Mary Morrissey	368-5474	<a href="mailto:msmargrat@yahoo.com">msmargrat@yahoo.com</a>

**Spring Season Staff**

Regional Commissioner	Russell Platamone	791-6333	<a href="mailto:121rc@sbcglobal.net">121rc@sbcglobal.net</a>
Treasurer	Roger Weiss	908-1994	<a href="mailto:rweiss@bonafide.com">rweiss@bonafide.com</a>
Registrar	Mary Morrissey	368-5474	<a href="mailto:msmargrat@yahoo.com">msmargrat@yahoo.com</a>

**NOTES:**

---

---

---

---

---

---

---

---

---

---

---

---

---

---

---

---

---

---

---

---

---

---

---

---

---

---

---

---

---

---

---

---

---

---